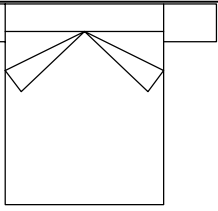


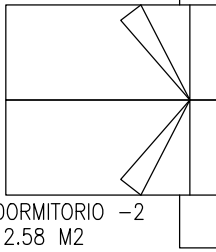
B.P.-8

21



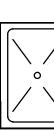
DORMITORIO -1
15.10 M2

22



DORMITORIO -2
12.58 M2

25



BAÑO
4.20 M2

VESTIDOR
4.60 M2

BAÑO
4.35 M2

25

TEND.
1,10M2

LAVAD.

DORMITORIO -3
10.25 M2

PASO
4.80 M2

BP-12
BF-7

BF-9

LAVAD.

LAVAD.

COCINA
10.00 M2

BP-13

CABINA
FONDO MIN. 1.40
ANCHO MIN. 1,10

AGUA

T1=96,28M2

T1=96,28M2

ESCALERA N°7
11,50M2

29

30

SALON.COMEDOR
26.60 M2

16	15
1	14
2	13
3	12
4	11
5	10
6	9
7	
8	

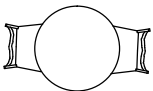
ELECTR.

TELECO

33

B.P.-10

34



TERRAZA
2.70 M2